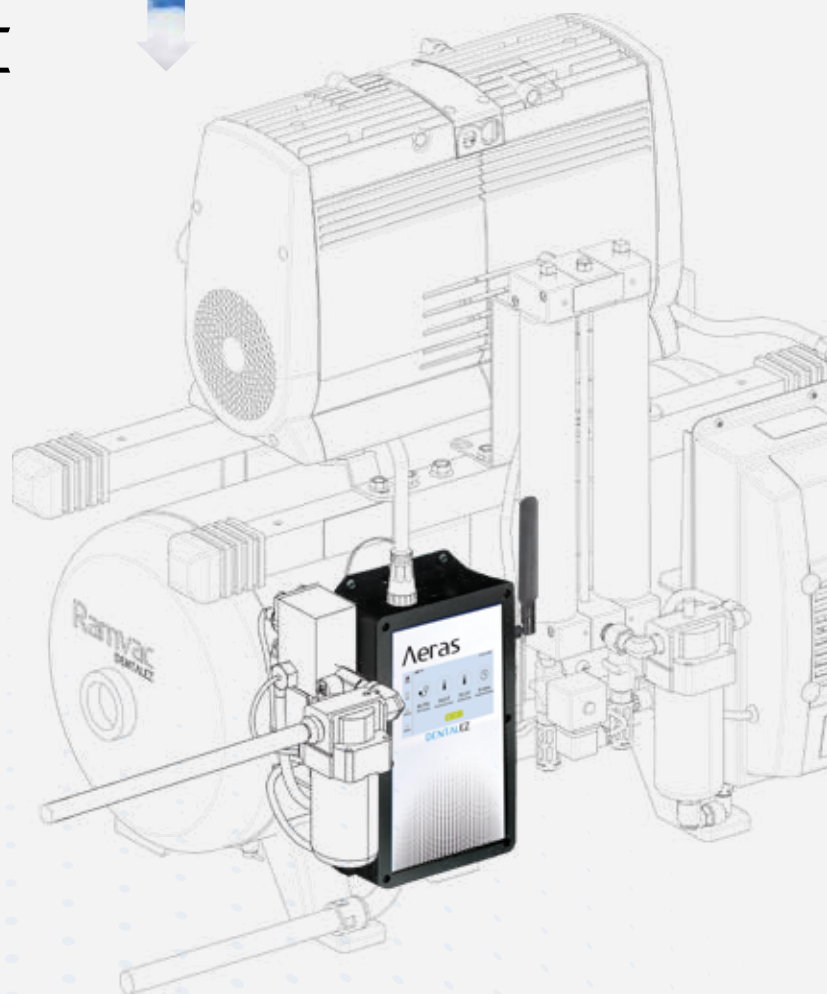
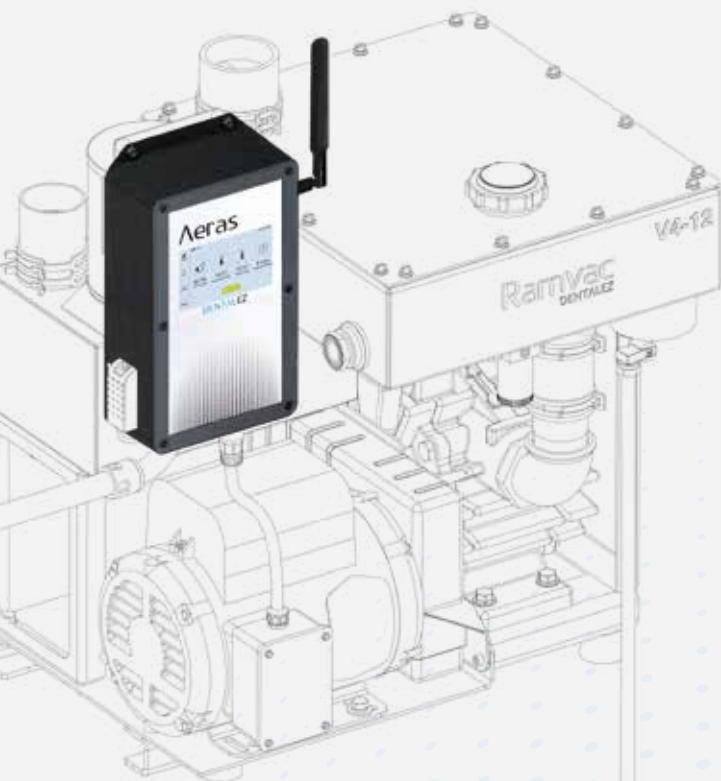


Aeras

UTILITY
Ramvac



*THE SMART UTILITY ROOM
THAT MONITORS & COMMUNICATES*

Aeras^{UTILITY}



*THE SMART WAY TO POWER
YOUR PRACTICE*

INTELLIGENT AERAS™ TECHNOLOGY

In an increasingly complex world, smart devices simplify how we integrate new technology into everyday life. From smartphones to smart homes, intelligent devices are simplifying the way we live. And now, they're doing some of the work for us at work too. With the introduction of the Aeras, the smart revolution has reached the dental office, offering interconnectivity, insight, and control.

GIVING VOICE TO THE TOOLS OF YOUR TRADE

When the tools you use can communicate with each other, that's smart. When they communicate with you, that's Aeras. The new Aeras platform from DENTALEZ® collects data, shares information, and streamlines maintenance for your back office equipment. Whenever an issue arises, your service provider will know exactly what went wrong... and what to do to help you avoid downtime. You'll get peace of mind, knowing you're always covered.



TECHNICIAN: The best part is, your service provider will get all the alerts and notifications you get, so you can stop worrying and leave the follow-up to them.



MOBILE CONTROL: Never worry about having forgotten to turn your system off at the end of the day. You can now flip the switch from your phone—anywhere, anytime.



EMERGENCY ALERTS: When something starts going wrong, the sensors will know, and you get alerted before it becomes a serious problem.



QUICK FIXES: The system not only tells you when trouble is brewing, it also troubleshoots for you, suggesting simple fixes like ventilating your back room to help avoid downtime.



AUTOMATED SCHEDULING: Automate daily activation and shutoff. Simply set it and forget it. When treatments run late, the equipment will sense activity and maintain power until you're done.



MAINTENANCE NOTIFICATIONS: Proactive service is critical to your system's health, but it's also easy to forget to do. Now your system will remind you well in advance.



COMPREHENSIVE DASHBOARD: A bird's eye view of your entire back office operation, including detailed technical outputs, configuration options, and service records.



WARRANTY: We believe in the durability of our smart system so much that we're increasing the industry's longest warranty period to 8 years. Your investment delivers peace of mind now and well into the future.*

THE INDUSTRY'S ONLY CONNECTED UTILITY ROOM

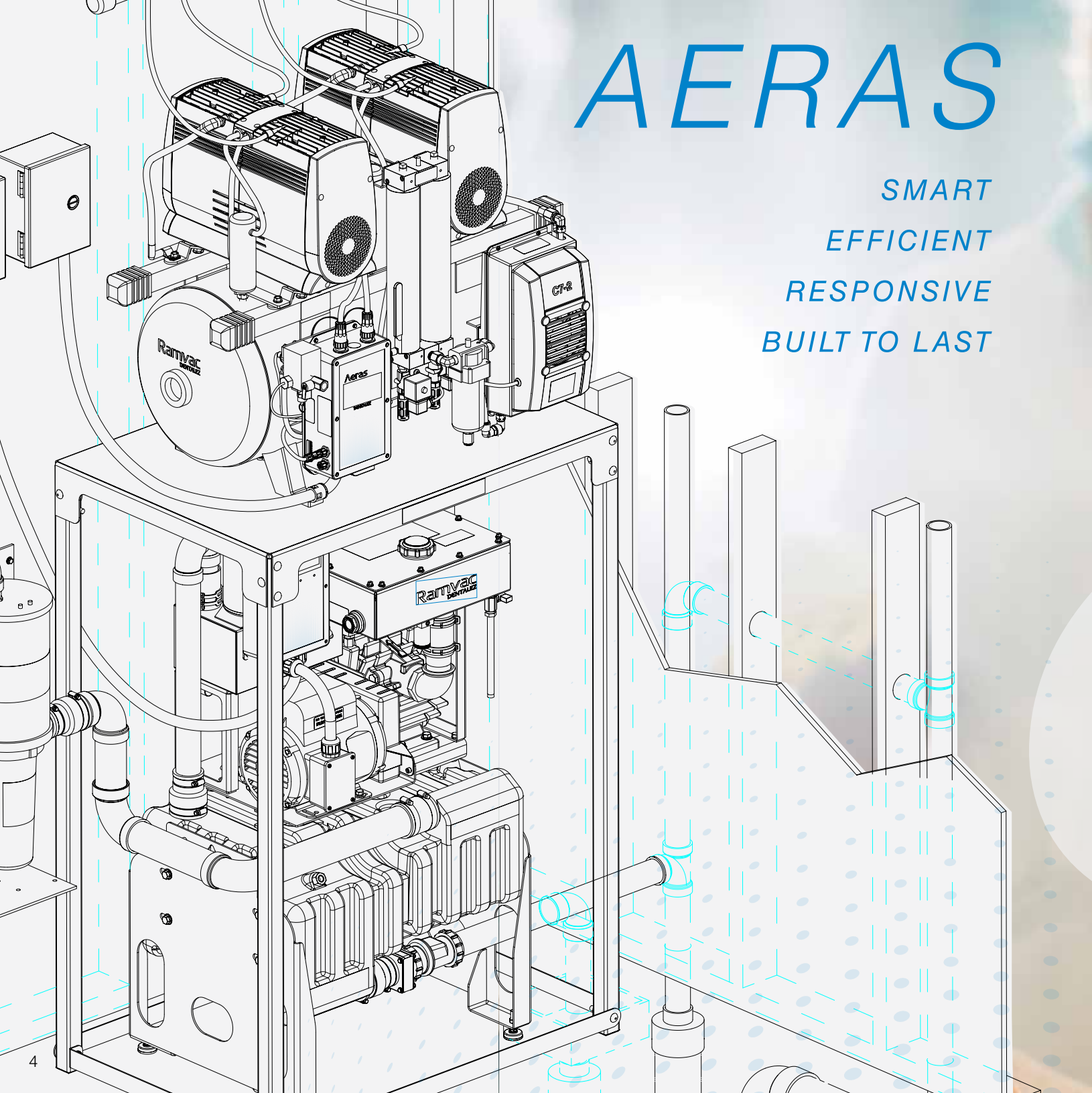
The Power and Reliability of
Ramvac Vacuums and
Compressors, Now in the Cloud

*Terms apply

Note: All features above applies only if subscribing to monitoring service.

AERAS

SMART
EFFICIENT
RESPONSIVE
BUILT TO LAST





YOU

*INFORMED
IN CONTROL
WORRY-FREE
CONFIDENT*

MONITORING & COMMUNICATING 24/7

Aeras cloud-based technology collects data, shares information, and streamlines mechanical diagnostic processes. Your dental practice and local dealer will always be connected. How it works is simple: The embedded sensors reach out to a technician and share the diagnostic data they're generating, enabling the Aeras system to head off potential problems before they force you to shut down. Plus, Aeras is protected with an 8-year optional extended warranty, the best in the industry.*

*With aeras guarding your back-office, you can enjoy your daily Practice with less stress and overall **peace of mind**.*

COMBAT THE HIGH COST OF DOWNTIME



INCOME

On average, a general practice brings in \$771,000 in annual revenue with specialists bringing in \$1.1 million.¹



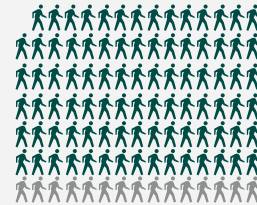
OVERHEAD

Since 2005, revenue has been increasing but dentist income has been declining. The primary reason? Increased overhead costs.



DOWNTIME

A single day of downtime equals \$2,954 to \$4,214² of lost revenue, not to mention the cost of fixing the problem.



RISK

An average practice loses 15% of its patients per year, adding up to \$2M in lost revenue over a 30-year career. This risk is significantly increased by mechanical interruptions that prevent you from providing service.²

*Increase maintenance efficiency, reduce the risk of service interruptions, and rely on your warranty for longer with Aeras.**

*Applies only if subscribing to monitoring service

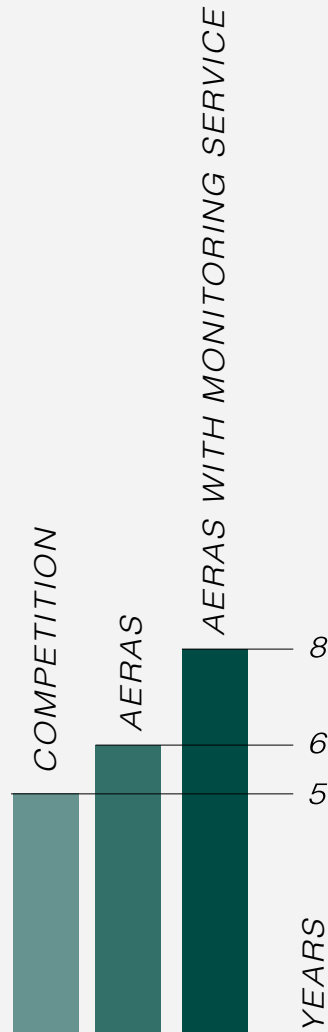
¹DentalEconomics.com http://digital.dentaleconomics.com/dentaleconomics/201508?sub_id=mJb0ri6VKUCU&pg=20#pg20

²DenistryToday.com <https://www.dentistrytoday.com/news/todays-dental-news/item/3204-are-you-losing-patience-with-losing-patients-if-you-are-you-re-not-alone>

One time, the compressor did not start. One quick phone call with a tech, who diagnosed the problem by computer was all that was needed. Instead of a morning of canceling patients and waiting for a service technician, we were up and functioning in 5 minutes. The scheduling capability ensures that the compressor is always turned off at night, even in the event that someone forgets to turn it off manually. And during the COVID-19 lockdown, I was able to schedule the compressor to turn on and off, as recommended, without having to leave my home. The Aeras compressor has been an excellent acquisition for our office.

-Amy Ridall, DDS, MS, PhD

Prosthodontist, Dental Specialists of Westchase, Houston TX



EXTENDED COVERAGE THAT BEATS THE COMPETITION

Rest Easy Knowing That the Aeras Utility Room Has the Best Warranty in the Industry


We've extended our industry-leading warranty on Aeras compressors and vacuums from **6 years to 8 when monitoring services are enabled**. That's 3 years longer than any other utility room solution. Whichever size vacuum pump you choose (from 4 to 12 users), a **10-year pump warranty** keeps you covered.*

Industry-Leading Warranty **3** Years Longer Than Any Other Utility Room Solution.

*Terms apply



Aeras
Ramvac



*THE HEART OF A PRACTICE
WITH A MIND TO MATCH*

AERAS FROM RAMVAC®

The Aeras from Ramvac is a machine of two minds. First, it's a no-nonsense workhorse that's serious about keeping the practice powered up, day in and day out. But it also has a sensitive side, letting those around it know about problems it's having before they become big issues. The result? A practice of sound body and mind. It's part of a smart ecosystem of in-practice tools that will protect against loss, enhance productivity, and deliver the utmost in reliability.

*Aeras Smart Utility Solutions Mark
the Beginning of the End For
Unplanned Downtime in a Practice.**

*Applies only if subscribing to monitoring service



RAMVAC RELIABILITY

Compressed air and suction utilities are essential for delivering patient care. The back-of-the-office equipment that produces them are the true workhorses of the practice. And when they go down, the practice goes with them. That's why reliability is so important. With a legacy of dependability and consistent performance, Ramvac has

earned the trust of the profession. By empowering technicians to access the units remotely, Aeras from Ramvac helps you avoid unnecessary (and costly) service trips, while keeping your practice up and running. With Aeras, you get a level of assurance that other systems cannot match.

AERAS PRODUCT PLATFORM LAUNCHED

New embedded technologies enable your tools to communicate with each other and with you, making them more efficient, more reliable, and easier to maintain.

2020


Aeras



OSPREY COMPRESSORS LAUNCHED

The industry's highest-output compressors also produce clean, dry air thanks to an innovative dual-desiccant dryer system.

2012



DENTALEZ ACQUIRES RAMVAC

Two innovators join forces to offer a full spectrum of dental vacuum systems designed for decades of reliability. Ramvac relocates manufacturing to Bay Minette, AL.

2002



BULLDOG VACUUMS LAUNCHED

More than 15,000 of these small but powerful units have been sold, many of which are still working 35 years on.

1996



RAMVAC GOES INTO PRODUCTION

The first production facility is set up at founder Dr. Robert Meyer's residence. A 600 sq. ft. space in Spearfish SD.

1987

FIRST RAMVAC VACUUM UNIT DEVELOPED

Dr. Robert Meyer built his own vacuum because he wasn't happy with what was available on the market and decided to design one that worked better.

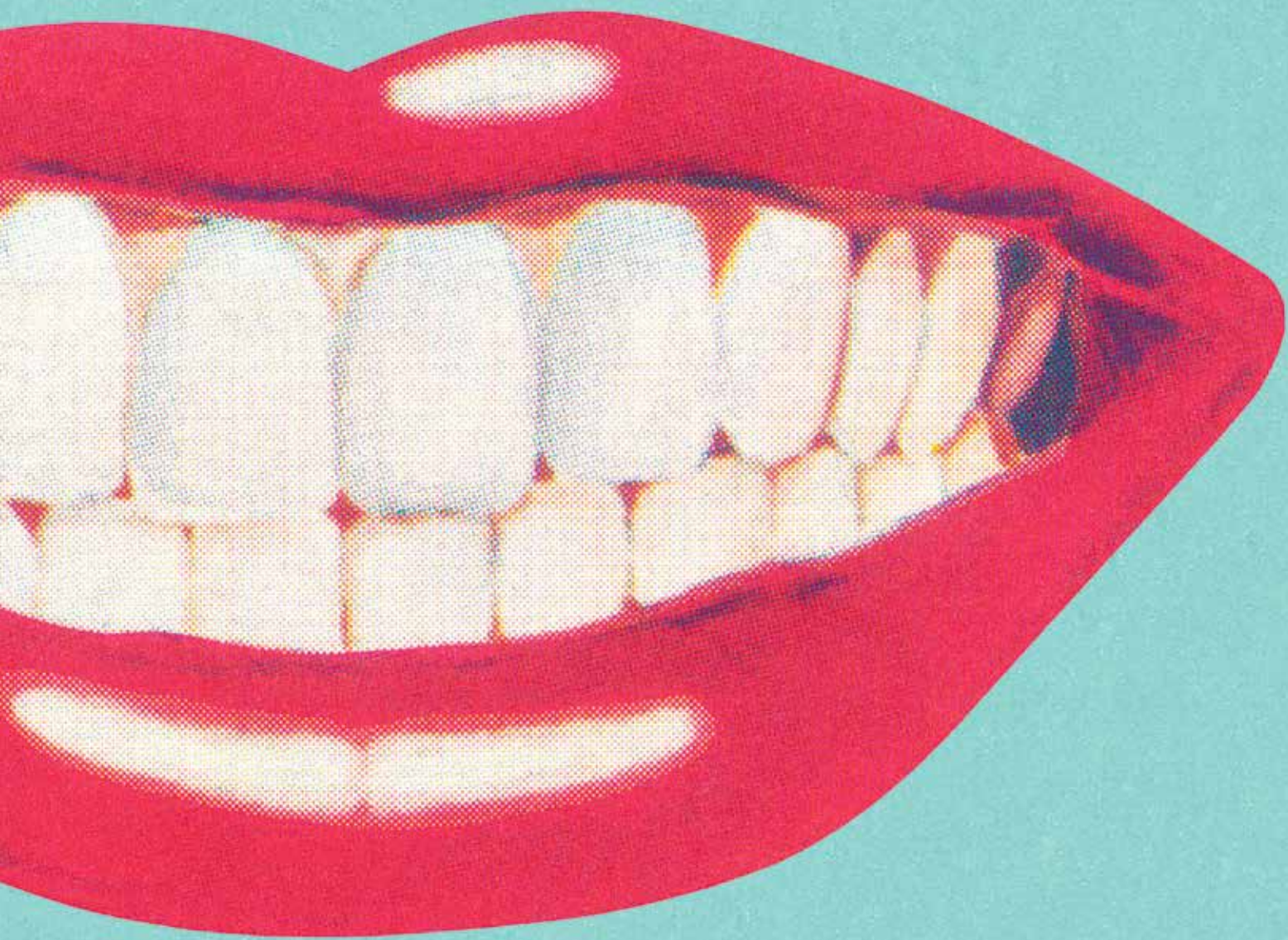
1972

RAMVAC



*MADE IN THE USA
SINCE 1987*

Ramvac
DENTALEZ



*RAMVAC FEATURES THAT
WILL MAKE YOU SMILE*

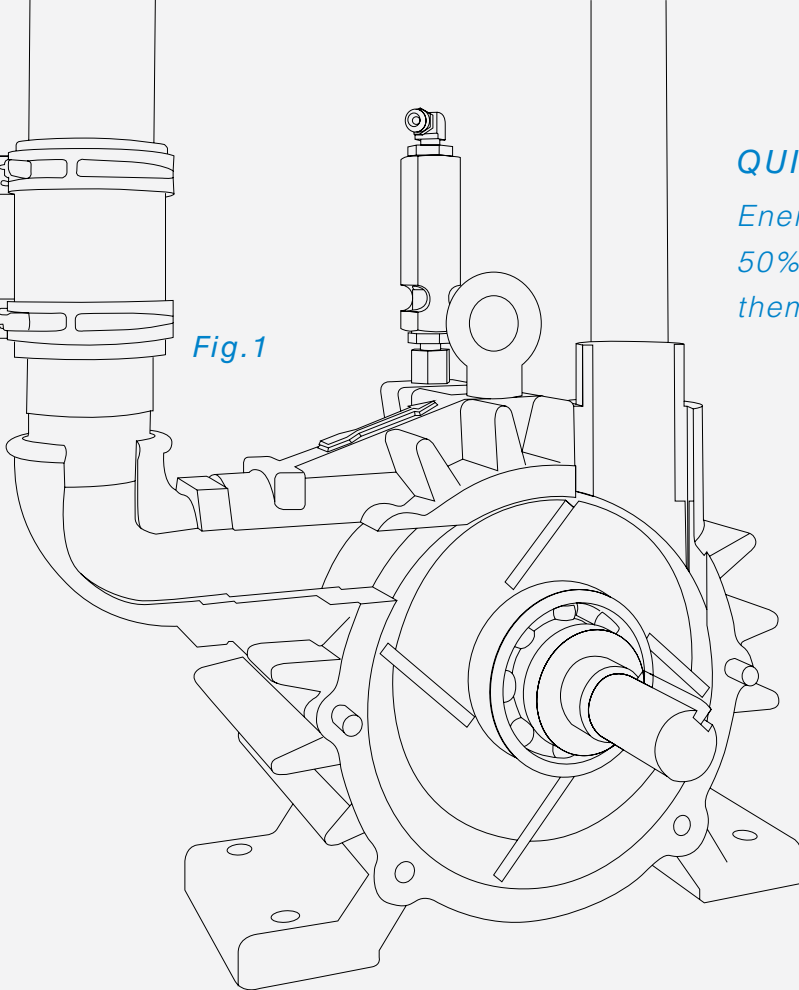


Fig.1

QUIET EFFICIENCY

*Energy efficient Ramvac motors run at a minimum of 50% less BTUs than competitive technology, making them efficient —and as quiet as a conversation.**

BUILT-IN SAVINGS

100% water-free operation means you spend less than with wet vacuum designs.

UNRIVALED PERFORMANCE

The advanced design of our rotary vane pump ensures the vacuum is maintained even as additional HVEs are opened.

LONG-LASTING

Ramvac vacuum systems are built with rotary vane pumps. Because they are lubricated, they are deigned to outlast non-lubricated systems, and our pumps are covered by a 10 year warranty.

PROACTIVE SERVICE

If readings go out of range for temperature, oil level, or building voltage—plus every other detail that keeps your equipment running smoothly—you and your technician get an alert before the system stops working. (Applies only if subscribing to monitoring service)

**Data on File*

Fig 1. Cross Section of Rotary Vane Pump



VACUUMS

Every choice we make in designing our vacuums is done to help protect your investment—from the materials they're built with to the technology that powers them. Now with Aeras, easy, proactive maintenance makes our promise of performance plus durability just about foolproof.

COMPRESSORS

Your most expensive instrumentation is powered by air from a compressor, including your chairs, your handpieces, and the milling station you may be investing in. The health of your patients depends on this air as well. It's clean and dry – and Aeras helps ensure it's always delivered to our highest standards.

DRYER, CLEANER AIR

The Aeras dual-desiccant setup produces an uninterrupted supply of clean air to power your practice. It purges moisture from the chamber and its advanced filtering system keeps pathogens away.

Aeras compressors from Ramvac deliver air exceeding Class 1 standards to meet Class 2 purity standards. Our robust equipment design stores air at a very low pressure dew point of -40°C , which prevents harmful bacteria growth and eliminates the need for an antimicrobial tank lining found in comparable systems. Particulates in the air are filtered to 0.01 microns, trapping most airborne bacteria and microbes.

Fig.2

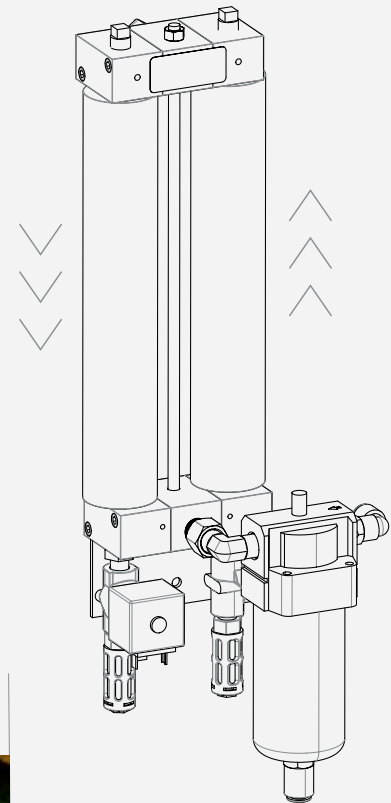
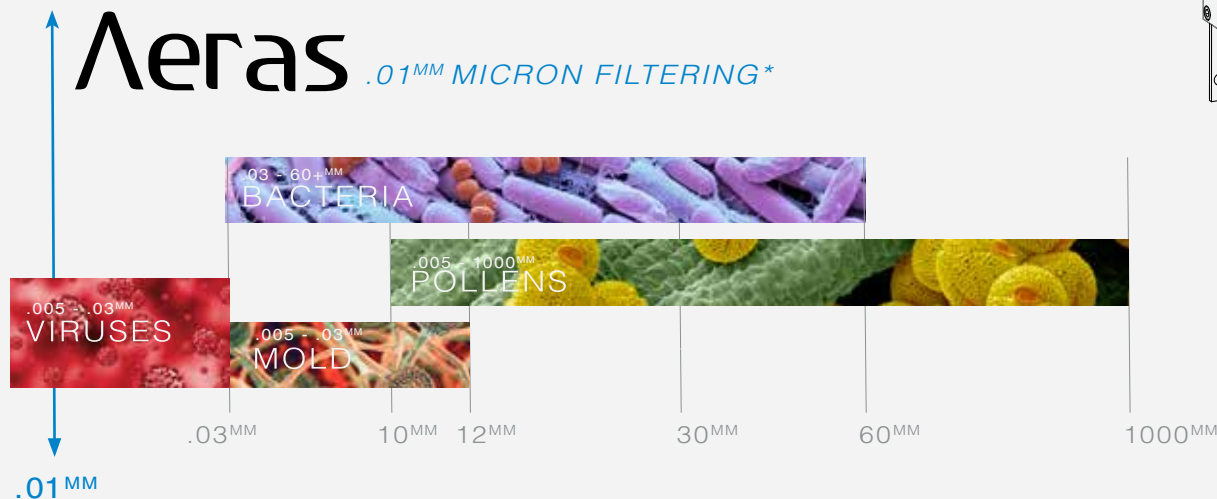
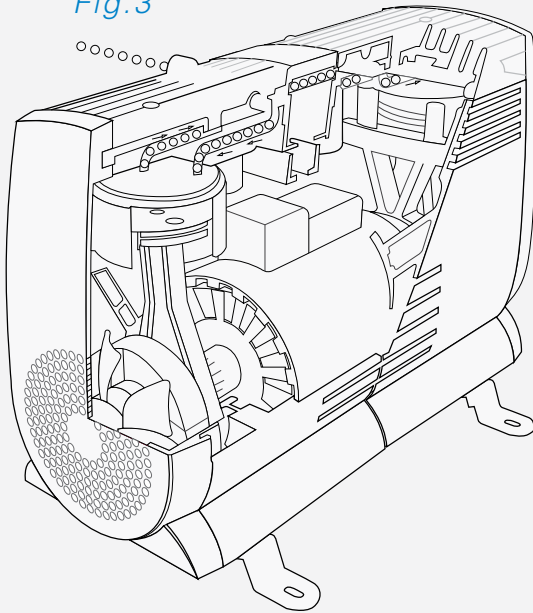


Fig 2. Dual Desiccant Dryer Technology

Source: https://www.engineeringtoolbox.com/particle-sizes-d_934.html

Fig.3



EFFICIENCY & DURABILITY

Our unique rocking-piston design doubles the life of our compression rings compared to standard piston design. It has the added benefit of reducing friction, producing the same power while operating at lower temperatures—and low noise levels.

PROACTIVE SERVICE

If readings go out of range for temperature, humidity or building voltage—plus every other detail that keeps your equipment running smoothly—you and your technician gets an alert before the system stops working (Applies only if subscribing to monitoring service).

FLEXIBLE DUAL-PRESSURE SETTINGS

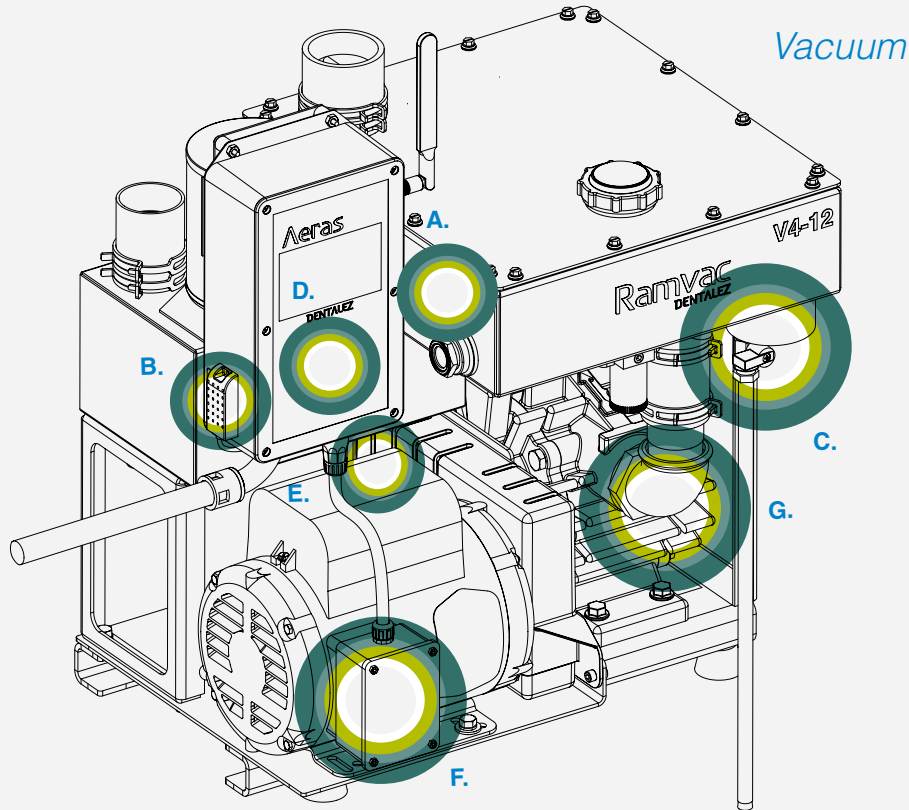
A pressure toggle switch lets you easily switch between standard (85-115 PSI) and high-pressure (105-130 PSI), so you can add a milling machine without having to upgrade equipment.



Fig.3. Rocking Piston Design

ON BOARD SENSORS

All data collected from the on-board sensors are transmitted via a cellular antenna to notify the user when preventive maintenance may be required in order to prevent a costly back-office shutdown.*



A. Vacuum Sensor: verifies pump is running correctly

B. Ambient Temperature Sensor:
Verifies that room temperature and humidity are in range for the vacuum.

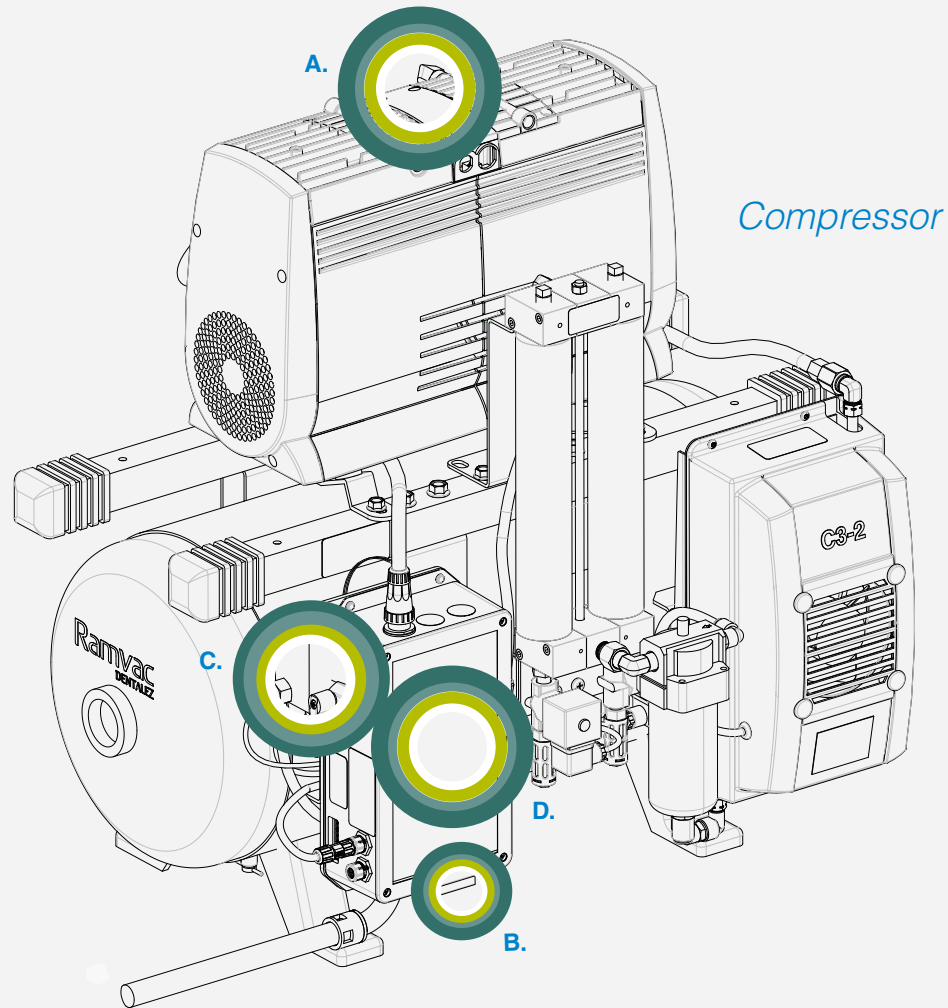
C. Oil Level & Water-in-Tank Sensor: Sends alerts when oil is low or water is present

D. Building Voltage and Power Draw Sensor: Detects spikes and subsequent faults per motor to assist with technical troubleshooting.

E. Moisture at Pump Intake Sensors: Detect water in pump intake to keep pump dry for functionality.

F. Temperature of Motor Sensor:
Monitors temperature and alerts users when it's too high.

G. Temperature of Pump Sensor:
Measures the temperature of the pump and alerts users when it's too high.



A. Motor Head Temperature

Sensor: Monitors temperature and warns the user prior to thermal shutoff.

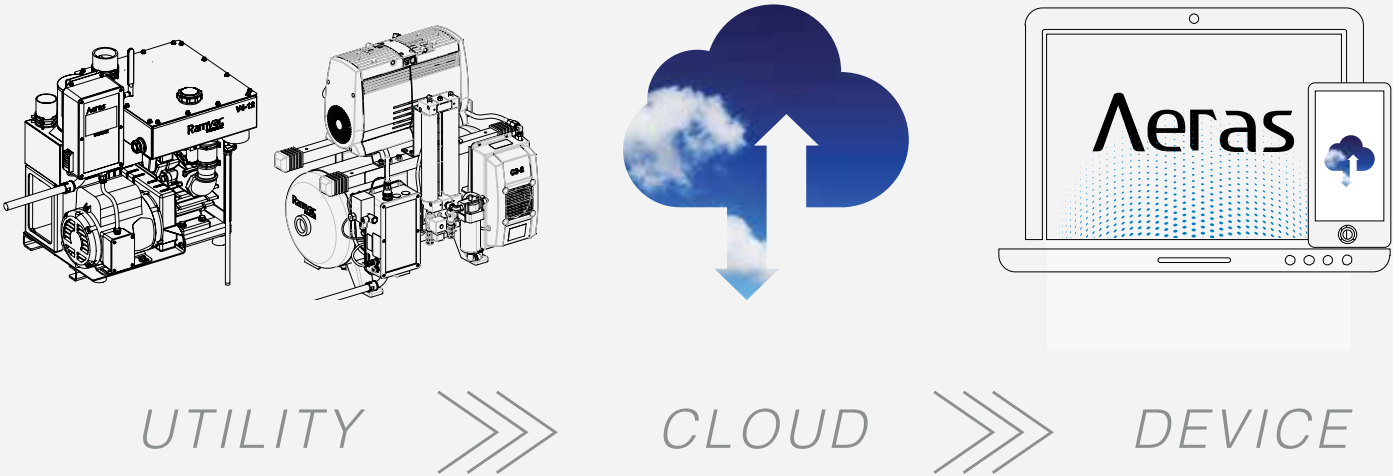
B. Ambient Temperature Sensor:

Verifies room temperature and humidity are in range for the compressor.

C. Tank Pressure, Temperature, and Humidity Sensors: Monitor the PSI or air pressure of the tank, calculate the dew point, and help determine the efficiency of the pre-cooler and dryer tower.

D. Building Voltage and Power Draw Sensor: Detects spikes and subsequent faults per head to assist with technical troubleshooting.

THE SMART ECOSYSTEM



EQUIPMENT DASHBOARD*

Offers comprehensive performance and activity history for the device from on-board sensors.

SMART SCHEDULING*

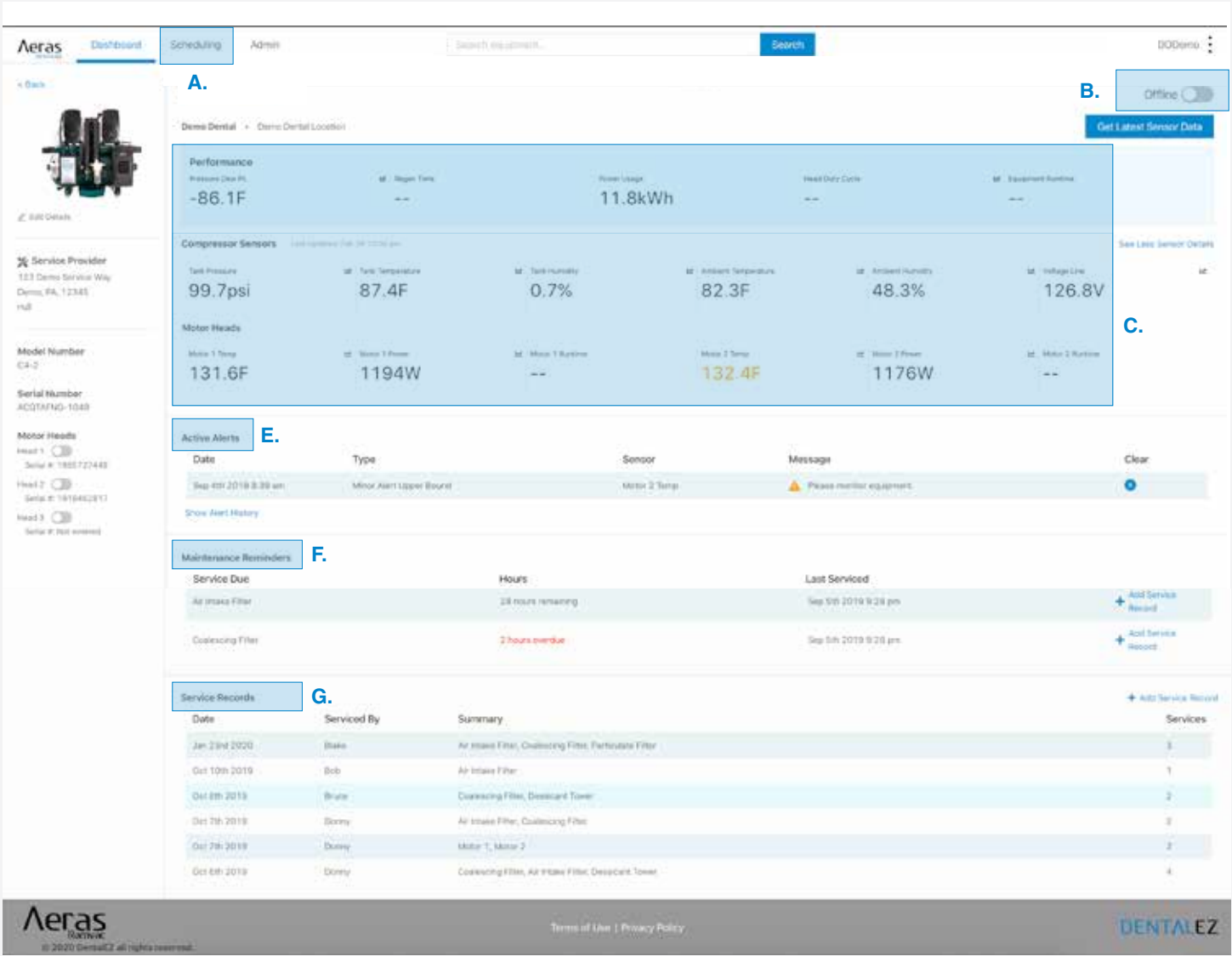
Automate daily activation and shutoff or easily turn equipment on and off yourself at any time. Smart scheduling senses activity, overriding prescheduled shutoff when procedures run late.

NOTIFICATIONS*

Customize permissions for email and text message notifications for alerts and maintenance reminders.

*Applies only if subscribing to monitoring service

PERFORMANCE DETAIL AT A GLANCE



A. Scheduling Tab
B. On/Off Toggle Switch

C. Performance Overview &
Sensors Overview

E. Active Alerts
F. Maintenance Reminders
G. Service Records

VACUUMS

NOMENCLATURE KEY

Series Name	Max No, of Users	Max Input Power	Tank Included
RV = Ramvac® Dry Vac	4 = up to 4 users	12 = 115v or 230v	T = tank included
	5 = up to 5 users	2 = 230v	
	7 = up to 7 users		
	10 = up to 10 users		

Sizing Guide: 1 HVE= 1 user, 1 SE = 1/5 user, Nitrous scavenger = 1/4 user

ELECTRICAL REQUIREMENTS

Item No.	Description	Output Power	Input Power	Max Amps
RV4-12T	Aeras™ 4 Dry Vacuum System	1 hp (0.745kW)	115v or 230v, 1 ph 60 Hz	9 @ 115v, 4.5 @ 230v
RV5-2T	Aeras 5 Dry Vacuum System	3 hp (2.2kW)	230v, 1 ph 60 Hz	16.0 @ 230v
RV7-2T	Aeras 7 Dry Vacuum System	3 hp (2.2kW)	230v, 1 ph 60 Hz	16.0 @ 230v
RV10-2T	Aeras 10 Dry Vacuum System	3 hp (2.2kW)	230v, 1 ph 60 Hz	16.0 @ 230v

WEIGHT AND DIMENSIONS

Item No.	Description	Weight (lbs) Pump only	Dimensions (Pump only) W x D x H (in)	Stacked Dimensions (Pump and Tank)
RV4-12T	Aeras 4 Dry Vacuum System	200 lbs	21" x 17" x 28"	25" x 19" x 44"
RV5-2T	Aeras 5 Dry Vacuum System	345 lbs	26" x 19" x 30"	32" x 21" x 58"
RV7-2T	Aeras 7 Dry Vacuum System	345 lbs	26" x 19" x 30"	32" x 21" x 58"
RV10-2T	Aeras 10 Dry Vacuum System	395 lbs	26" x 22" x 30"	32" x 22" x 58"

SIZING GUIDE

Item No.	Description	No. of Users	Breaker Size	Drain Valve Centerline to Floor
RV4-12T	Aeras 4 Dry Vacuum System	4	15 amp	8"
RV5-2T	Aeras 5 Dry Vacuum System	5	20 amp	8"
RV7-2T	Aeras 7 Dry Vacuum System	7	20 amp	8"
RV10-2T	Aeras 10 Dry Vacuum System	10	20 amp	8"

Notes: All Aeras Vacuum systems (pump and tank) except RV4-12T include a platform (575056) for stacking.
Height dimensions do not include S-type filters

COMPRESSORS

NOMENCLATURE KEY

Series Name	Max No. of Users	Max Input Power
C = Ramvac® Compressor	3 = up to 3 users	1 = 115 volts
	4 = up to 4 users	2 = 230 volts
	6 = up to 6 users	
	7 = up to 7 users	
	11 = up to 11 users	

ELECTRICAL REQUIREMENTS

Item No.	Description	Voltage	Amps	Breaker Size	Total HP
C3-2	Aeras™ 3 Compressor	230V	10.5	20 amp	2
C4-1	Aeras 4 Compressor	115V	23	30 amp	2.5
C4-2	Aeras 4 Compressor	230V	11.5	20 amp	2.5
C6-2	Aeras 6 Compressor	230V	16.3	20 amp	3.25
C7-2	Aeras 7 Compressor	230V	21	30 amp	4
C11-2	Aeras 11 Compressor	230V	32	40 amp	6

WEIGHT AND DIMENSIONS

Item No.	Description	Weight (lbs)	Dimensions W x D x H (in)	Dimensions w Sound Cover	Tank Size (Gallon)
C3-2	Aeras 3 Compressor	160	29" x 21" x 29"	33.3" x 29" x 34"	12
C4-1	Aeras 4 Compressor	190	29" x 21" x 29"	33.3" x 29" x 34"	12
C4-2	Aeras 4 Compressor	190	29" x 21" x 29"	33.3" x 29" x 34"	12
C6-2	Aeras 6 Compressor	250	35" x 25" x 30"	35" x 29" x 34"	20
C7-2	Aeras 7 Compressor	260	35" x 25" x 30"	35" x 29" x 34"	20
C11-2	Aeras 11 Compressor	385	41" x 29" x 32"	41.1" x 33" x 36"	30

SIZING GUIDE

Item No.	Description	No. of Users	No. of Heads	Peak Airflow Output @ 80 PSI (CFM)	Sound Covers
C3-2	Aeras 3 Compressor	3	1	6.0	8543-022
C4-1	Aeras 4 Compressor	4	2	6.6	8543-021
C4-2	Aeras 4 Compressor	4	2	6.6	8543-022
C6-2	Aeras 6 Compressor	6	2	9.3	8543-023
C7-2	Aeras 7 Compressor	7	2	12.0	8543-023
C11-2	Aeras 11 Compressor	11	3	18.1	8543-024

Notes: Pressure is 85-115 PSI. High-Pressure Mode is 105-130 PSI. Pump Up Cycle Time, 85 to 115 PSI (Sec) is 40-45

COMPRESSOR MAINTENANCE

MODEL NO.	DESCRIPTION
005147SP	Filter Maintenance Kit for C3-2 (OSP22), C4-1 (OSP13) & C4-2 (OSP23) Includes: 1 Coalescing Filter, 1 Particulate Filter, 2 Intake Filters
005350SP	Filter Maintenance Kit for C6-2 (OSP24) Includes: 1 Coalescing Filter, 1 Particulate Filter, 3 Intake Filters
005148SP	Filter Maintenance Kit for C7-2 (OSP25) Includes: 1 Coalescing Filter, 1 Particulate Filter, 4 Intake Filters
005149SP	Filter Maintenance Kit for C11-2 (OSP28) 1 Coalescing Filter, 1 Particulate Filter, 6 Intake Filters
005002	Fresh Air Intake Kit For: C3-2 (OSP22), C4-1 (OSP13) C4-2 (OSP23) & C7-2 (OSP25)
005014	Fresh Air Intake Kit for C11-2 (OSP28)
004018SP	Service Part, Dryer HR2 for C4-1 (OSP13) C4-2 (OSP23) & C3-2 (OSP22)
004020SP	Service Part, Dryer HR4 for C6-2 (OSP24) & C7-2 (OSP25)
005413SP	Service Part, Dryer HR4L for C11-2 (OSP28)

VACUUM MAINTENANCE

MODEL NO. *DESCRIPTION*

003583	4 User 5MP Air Filter Set Includes: Main Air Filter & Vacuum Controller Filter
310705	Oil Filter element
003740	Service Filter Set for 4 user Vacuum Includes: main air filter, vacuum control filter and oil filter element
003700	Air Filter set for 5-12 user Vacuum Includes: Main Air Filter & Vacuum Controller Fan
003750	User Service Filter set for 5-12 user Vacuum Includes main air filter, vacuum control filter and oil filter elements
7809-001	Ramvac Synthetic Oil, 6 x 1qt. bottles
710720	“Standard” Air Filter Set Includes: Main Air Filter & Vacuum Controller Filter
310703	Pump Oil, DELVAC 15W40 Pack of 4 gal 710720 for models 550, 1400 & 2800

MILLING MACHINE GUIDELINES

Less than 50 l/m (1.8CFM)	Aeras 4
Between 50-80 l/m (max 2.8CFM)	Aeras 6
Between 80-150 l/m (max 5.3CFM)	Aeras 7
Greater than 150 l/m (5.3CFM)	Aeras 11

Note: High pressure mode should be used whenever pressure over 90 PSI is required.

MANUFACTURER	MODEL	AERAS COMPRESSOR MODEL
3M	LAVA CNC 500	Aeras 6
	CNC 500	Aeras 11
Amann Girrbach	Ceramill Mikro, Ceramill Motion 2, M2, Agrotherm	Aeras 4
Imes-icore	CORiTEC 140i, 245i, 250i, 350i, 450i, 550i, 750i	Aeras 4
	CORiTEC 350i	Aeras 6
	CORiTEC 550i, 750i	Aeras 7
Jensen	Preciso M200	Aeras 4
	M500	Aeras 11
Novux NX	Mill4 & 5	Aeras 4
Planmeca	E4D Planmill 40 & 50S	Aeras 6
	Planmill 20S	Aeras 4
Roland	DGA MWX-4, MWX52D, MDX-52DCi	Aeras 4
	DWX-4W, DWX-42W	Aeras 7
ShuetzDental	Tizian Cut 4 & 5	Aeras 6
Dentsply Sirona	CEREC MCXL & Inlab MCX5, MCXL	Aeras 7
VHF	CAM 4-K3, K5, N4	Aeras 4
	CAM 4-K4, CAM 5-S1, CAM 5-S2	Aeras 6
Wieland	Zenotec select hybrid, select ion, select mini	Aeras 7
Zirkonzahn	M1, M2, M3, M4, M5, M6	Aeras 7

LIMITED WARRANTY

DENTALEZ and its employees are proud of the products we provide to the dental community. We stand behind these products with a warranty against defects in material and workmanship as provided below and have our own in-house repair facility to service our products.

In the event that you experience difficulty with the application or operation of any of our products, please contact our customer service department at our expense at (866) DTE-INFO. If we cannot resolve the issue by telephone, we will arrange for a representative to contact you or suggest that the product be returned to our factory for inspection.

If product return or repair is required, we will provide you with a Return Authorization number and shipping instructions to return the product to the proper facility. If the product is under warranty, we will ask you to provide proof of purchase such as a copy of your invoice. Please be sure to include the Return Authorization number on the package you are returning. Products returned without a return authorization number cannot be repaired.

Freight costs for product returns are the responsibility of the customer. Products under warranty will be repaired or replaced, at our sole discretion, and returned at our expense. Products outside the warranty limits will be repaired and returned with costs invoiced to the customer. We are not responsible for shipping damages. We will, however, help you file a claim with the freight carrier. Written repair estimates are available.

SCOPE OF WARRANTY

DENTALEZ warrants all Aeras Compressors to be free of defects in material and workmanship, under normal usage and service. DENTALEZ' obligations under this warranty is limited to the repair or replacement, at our option, of the defective parts which are reported to DENTALEZ during the applicable warranty period.

APPLICABLE WARRANTY PERIOD

Aeras Compressors : 6 Years / 4,200 hours from date of installation (whichever comes first)

Aeras Dry Vacuums : 6 Years, 10 years for rotary vane pump from date of installation

Aeras Compressors and Vacuums with Aeras Smart Monitoring Service :8 years from date of installation for Aeras compressors or dry vacuums, 8 years/5,600 hours (whichever comes first) for Aeras compressors provided the following additional terms applicable to this 2 year extended warranty are met: 1. Aeras Smart Monitoring Service must be continuously maintained throughout the eight (8) year warranty period. 2. Aeras Compressor and Vacuums must be serviced and maintained by an authorized DENTALEZ dealer in accordance with DENTALEZ maintenance schedule and as provided in the manual 4. Only genuine Ramvac parts are used for all repairs and maintenance

EXCLUSIONS

This warranty covers manufacturing defects only and does not cover defects resulting from abuse, negligence, alterations, accidents, misuse, improper handling, cleaning, care or maintenance. Damage resulting from the use of chemicals, cleaners, disinfectants [or sterilization] is not covered under this warranty nor is normal wear and tear. Failure to follow or observe our operating/use, maintenance and/or installation instructions voids this warranty as does [installation or other work performed by anyone other than DENTALEZ or its authorized dealers] the use of non-authorized parts and repairs made by an unauthorized repair facility.

EXCLUSIVE REMEDY

Liability is limited to repair or replacement of the defective part(s) or products at our sole discretion. All other liabilities, in particular liability for damages, including, without limitation, special, exemplary, consequential or incidental damages are excluded and DENTALEZ shall not be liable for loss of profits or loss of use.

AUTHORIZATION

THIS WARRANTY IS DENTALEZ' ONLY WARRANTY AND IS IN LIEU OF ALL OTHER WARRANTIES, EXPRESS OR IMPLIED, INCLUDING ANY IMPLIED WARRANTIES OF MERCHANTABILITY OR FITNESS FOR A PARTICULAR PURPOSE. NO EMPLOYEE, REPRESENTATIVE OR DEALER IS AUTHORIZED TO CHANGE THIS WARRANTY IN ANY WAY OR TO GRANT ANY OTHER WARRANTY.

WARRANTY REPAIRS

Parts repaired or replaced on a product that is in warranty will be warranted for the duration of that product's original warranty.

DENTALEZ

DENTALEZ

301 Lindenwood Drive, Ste.100
Malvern, PA 19355

T: 800.293.5206
F: 610.725.9894

DENTALEZ.COM

© 2020 DENTALEZ, Inc. DENTALEZ is a registered trademark & Aeras is a trademark of DENTALEZ, Inc.
Ramvac is a registered trademark of Ramvac Dental Products, Inc.